

# Español

Beginners



Guide for year 6 into year 7 children

# Welcome to Nishkam School ¡Bienvenidos!

The topics you will see this summer are:

- the Spanish alphabet
- colours
- days of the week
- numbers from 0 to 100
- telling the time
- introducing yourselves by saying your name, age, and where you live.

# Resources

## El alfabeto



- To learn the Spanish alphabet, they should watch and sing the alphabet song.
- This is the link: <https://youtu.be/9LT9ltzFJTQ>

# Telling the time

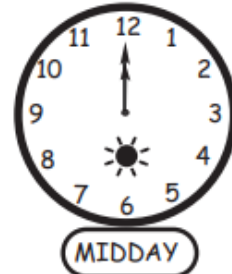











¿Qué hora es?



- To learn how to tell the time in Spanish, please watch this video, and practice with the attached handout. The answers are included for you to check if you were right.
- <https://www.bbc.co.uk/bitesize/topics/zfgt6v4/articles/zmftwty>

# ¿Qué hora es?

Write in words what time is showing on the clock face, using the word bank to help you.



Es la una.

Son las ocho.

Son las tres.

Son las siete.

Son las nueve.

Son las seis.

Son las cuatro.

Son las dos.

Son las cinco.

Son las diez.

Es mediodía.

Son las doce.

Son las once.

Es medianoche.

# All other topics

- You can access ppt presentations, listening activities and worksheets in the following website: 'Language Angels Home School'. This is the link:
- <https://www.languageangels.com/homeschool/>
- Username is **Nishka1863**, and the password is: **lahome**.
- You will find there several lessons, but you are required to be familiar only with two units. It is explained by topics in the following slides.

# Numbers 0 to 100, colours and days of the week

## Números del 0 al 100, colores y días de la semana

- Please select the following unit:
- **Entry level, Unit 3: Basic vocabulary.** Lessons 1, 2 and 3 cover numbers up to 100; lesson 4 includes colours; lesson 5 shows the days of the week.



# Introducing yourself: **Me presento**

Saying your name, age and where you live

- Please select the following unit:
- **Intermediate level, Unit 3: Me presento (I introduce myself).** The five lessons include telling and asking their names, age, and where they live.






# ¿Qué hora es?

Write in words what time is showing on the clock face, using the word bank to help you.



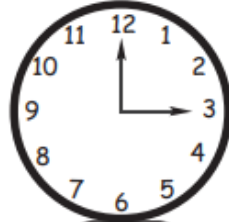
1.00

Es la una.




2.00

Son las dos.




3.00

Son las tres.




4.00

Son las cuatro.



5.00

Son las cinco.




6.00

Son las seis.




7.00

Son las siete.




8.00

Son las ocho.



9.00

Son las nueve.




10.00

Son las diez.




11.00

Son las once.




12.00

Son las doce.



MIDDAY

Es mediodía.



MIDNIGHT

Es medianoche.

Es la una.

Son las ocho.

Son las tres.

Son las siete.

Son las nueve.

Son las seis.

Son las cuatro.

Son las dos.

Son las cinco.

Son las diez.

Es mediodía.

Son las doce.

Son las once.

Es medianoche.

Gracias

*Thank you*

¡Hasta pronto!

*See you soon!*

